

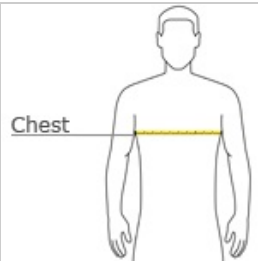


# Heavy Blend™ Full-Zip Hooded Sweatshirt 18600



- 8-ounce, 50/50 cotton/poly; no-pill Air Jet Yarn
- Double-needle stitching
- Unlined hood with dyed-to-match drawcord
- Rib knit cuffs and waistband with spandex
- Front pouch pockets

## HOW TO MEASURE















**CHEST**  
With arms down at sides, measure around the upper body, under arms and over the fullest part of the chest.

## SIZE CHART

	S	M	L	XL	2XL	3XL	4XL	5XL
Chest	38-40	42-44	46-48	50-52	54-56	58-60	60-62	64-66

## COLOR INFORMATION

 Ash Grey PMS 5312 C	 Black PMS 426 C	 Carolina Blue PMS 646 C	 Dark Chocolate PMS 412 C	 Forest Green PMS 447 C	 Light Pink PMS 217 U	 Maroon PMS 222 U	 Navy PMS 533 C	 Red PMS 186 C	 Royal PMS 7686 C	 Sports Grey PMS COOL GRAY 6 C
 White PMS 663 C										

\*Not all sizes are available in every color.